



2022-2023 Fiscal Year Annual Meeting

S E P T E M B E R 2 8 , 2 0 2 3




**SAFETY IS IN YOUR HANDS.
EVERY DIG. EVERY TIME.**

Annual Meeting of Members

AGC Utah Training Center
Thursday, September 28, 2023

Visit the QR Code or Link below
to view the full meeting packet:



<https://bluestakes.org/pdfs/2023AnnualMeetingPacket.pdf>

AGENDA

BUFFET BREAKFAST	9:00 A.M.
VIDEO	"DIGGING DANGERS 33"
WELCOME	Paul Harvey (Comcast) <i>Chair, Blue Stakes of Utah 811</i>
BOARD CHAIR'S MESSAGE	Paul Harvey (Comcast) <i>Chair, Blue Stakes of Utah 811</i>
BOARD INTRODUCTIONS	Nick Kryger (Salt Lake City Public Utilities) <i>Vice Chair, Blue Stakes of Utah 811</i>
BLUE STAKES SCHOLARSHIP	Jill Jones (Central Davis Sewer District) <i>Secretary, Blue Stakes of Utah 811</i>
AUDITOR'S REPORT	Ryan Child <i>Child, Richards CPAs & Advisors</i>
2023-2024 FY FINANCIAL REPORT	Jeff Hansen (Dominion Energy) <i>Treasurer, Blue Stakes of Utah 811</i>
CENTER ACTIVITY REPORT	Paul Huntsman <i>President, Blue Stakes of Utah 811</i>
QUESTIONS & ANSWERS	Paul Huntsman <i>President, Blue Stakes of Utah 811</i>
ADJOURNMENT	



Blue Stakes of Utah 811



Know what's below.
Call 811 before you dig.

September 28, 2023

Dear Stakeholders, Partners, and Team Members,

Welcome to the annual Blue Stakes of Utah 811 2023 Annual Meeting of Members. My name is Paul Harvey, I currently serve as the Chairman of the Blue Stakes of Utah 811 Board of Directors.

Our mission is to promote public safety, protect underground facilities, and minimize service interruptions by processing locate requests and providing damage prevention education. It is my pleasure to share with you some of the remarkable achievements and milestones the center has reached in pursuit of the vision to promote public safety, protect underground facilities, and minimize service interruptions. The commitment to these tenets has not only shaped our organization but also left an indelible mark on the communities we serve.

One of the key initiatives was the implementation of the Ticket Update Reduction plan. This plan was designed to educate and guide excavators, helping to reduce the number of unneeded update locate requests. By fostering better communication and understanding between excavators and facility owners, we have not only enhanced efficiency but also minimized disruptions to vital services.

Another noteworthy achievement was the rollout of the new public website. This website is not only more intuitive but also includes dedicated sections for our valued stakeholders. We believe that providing a user-friendly platform is essential in facilitating smooth interactions and access to critical information.

A new GEO Logix mapping system was integrated within the Ticket Entry system. This integration has improved the ability to process locate requests efficiently, ensuring the safety of underground facilities.

Listening to our stakeholders, we recognized the need for a more human touch in our phone system. We updated our phone system routing and prompts, replacing text-to-voice automation with human voices. This change has been well-received and has enhanced our customer service experience.

Our commitment to education and safety outreach has borne fruit. We provided in-person education to over 3,000 individuals through damage prevention presentations and safety meetings. Additionally, our online education efforts reached over 500 people through our training system and instructional videos. We extended our reach even further by raising online awareness, reaching over 100,000 individuals through video clips and social media outreach.

In our endeavor to maximize our impact, we have utilized various advertising avenues, including TV and radio spots, billboards, banners, and booths. These efforts helped us broaden our reach and reinforce our message of safety and responsible excavation practices.


We demonstrated our dedication to our members by offering a free month of billing in December 2022 and maintaining a consistent, low ticket transmission price. Furthermore, we operated below our approved budget, ensuring the efficient use of resources.

Last but not least, I am thrilled to share that we achieved record-breaking results during the fiscal year. We handled the highest-ever annual ticket volume, with 644,079 tickets processed. Our web utilization reached an impressive 75.55%, and our employee retention rate exceeded 95%.

In closing, I want to express my sincere gratitude to our dedicated team, our members, and all our stakeholders. As we move forward, let us continue to work together to promote public safety, protect underground facilities, and minimize service interruptions.

Thank you for your trust and partnership.

Sincerely,


Paul Harvey
Board Chair



BOARD OF DIRECTORS

Chair

CABLE TELEVISION / BROADBAND

Paul Harvey

Comcast
9602 S 300 W
Sandy, UT 84047
(801) 907-2340 Office
(801) 831-6932 Cell
Paul_Harvey@cable.comcast.com

Vice Chair

CITY & MUNICIPALITY OWNED UTILITIES

Nick Kryger

Salt Lake City Public Utilities
1530 S West Temple
Salt Lake City, Utah 84115
(801) 483-6834 Office
(801) 647-5000 Cell
Nick.Kryger@slcgov.com

Treasurer

DOMINION ENERGY UTAH

Jeff Hansen

Dominion Energy
P.O. Box 45360
Salt Lake City, Utah 84145-0360
(801) 324-3645 Office
(801) 541-0248 Cell
Jeff.Hansen@dominionenergy.com

Secretary

SEWER

Jill Jones

Central Davis Sewer District
2200 S Sunset Dr
Kaysville, Utah 84037
(801) 451-2190 Office
(801) 209-3463 Cell
JillJ@cdsewer.org

ROCKY MOUNTAIN POWER

Mark Kuhn

Rocky Mountain Power
959 S 3200 W
Salt Lake City, Utah 84104
(801) 886-7014 Office
(385) 272-4804 Cell
Mark.Kuhn@PacifiCorp.com

LUMEN

Kirk Larson

Lumen
2601 Industrial Dr
Ogden, Utah 84401
(435) 740-0544 Cell
Kirk.Larson@lumen.com

WATER

Troy Tucker

Jordan Valley Water Conservancy District
8215 S 1300 W
West Jordan, Utah 84088
(801) 801-557-6776 Cell
TroyT@jvwcd.org

POWER

Robert Richens

Moon Lake Electric Association
PO Box 278
Roosevelt, Utah 84066
(435) 722-5490 Office
(435) 823-7610 Cell
RRichens@mleainc.com

GAS/OIL/PETROLEUM GATHERING & TRANSMISSION

Bob Checketts

Kern River Gas Transmission
2755 E Cottonwood Pkwy, Suite 300
Salt Lake City, Utah 84121
(801) 937-6103 Office
(801) 231-1648 Cell
Robert.Checketts@kernrivergas.com

LOCAL TELEPHONE CARRIERS / FIBER OPTICS

Aaron Leach

UTOPIA Fiber
5858 S 900 E
Murray, Utah 84121
(801) 613-3864 Office
(801) 368-1160 Cell
ALeach@utopiafiber.com

LONG DISTANCE TELEPHONE CARRIERS / FIBER OPTICS

Blair Penrod

Verizon Business
5545 Shea Dr
Salt Lake City, Utah 84104
(801) 372-5258 Cell
Blair.H.Penrod@verizon.com

ADVISORY BOARD MEMBER – CONSTRUCTION/EXCAVATION

Glen Perry

COP Construction LLC
555 W 1100 N
North Salt Lake, UT 84054
(801) 683-5312 Office
(801) 703-5418 Cell
GPerry@copconstruction.com

Effective 6/22/2023



ASSOCIATION MEMBERSHIP (642 participating as of 9/22/2023)

ABAJO GAS TRANSMISSION, LLC
ACME WATER COMPANY
ALIGN RNG UTAH LLC
ALL WEST COMMUNICATIONS
ALLEN LATERAL, INC
ALPINE CITY
ALPINE COVE WATER SSD
ALTAMONT ENERGY LLC
ALTAMONT GATHERING FIELD (KINDER MORGAN)
ALTAMONT TOWN
ALTON TOWN
AMALGA TOWN
AMERICAN FIBER INC
AMERICAN FORK CITY
AMERICAN FORK CITY FIBER
AMERICAN WATER OPERATIONS & MAINTENANCE
AMERIGAS
ANDEAVOR FIELD SERVICES LLC
ANGELL SPRINGS SPECIAL SERVICE DISTRICT
ANNABELLA TOWN
ANTIMONY TOWN
ARB ENERGY UTAH LLC
ASHCREEK SPECIAL SERVICE DISTRICT
ASHLEY VALLEY WATER & SEWER I.D.
AT&T - AMERICAN TELEPHONE & TELEGRAPH
ATC COMMUNICATIONS
AURORA CITY
AUSTIN SPECIAL SERVICE DISTRICT
AUTOLIV
AVATIVE
BALLARD WATER & SEWER I.D.
BEAR LAKE SSD
BEAR LAKE WATER COMPANY
BEAR RIVER TOWN
BEAR RIVER WATER CONSERVANCY DISTRICT
BEAVER CITY CORPORATION

BEEHIVE BROADBAND
BELL CANYON IRRIGATION
BENCHLAND WATER DISTRICT
BENSON CULINARY WATER
BENSON IRRIGATION COMPANY
BERRY PETROLEUM COMPANY
BICKNELL BOTTOMS CULINARY WATER COMPANY
BICKNELL TOWN
BIG COTTONWOOD CANYON I.D.
BIG PLAINS WATER & SEWER SSD
BIG WATER MUNICIPAL
BLANDING CITY
BLOOMFIELD GATE 24
BLUFF WATER WORKS SSD
BLUFFDALE CITY
BONA VISTA WATER IMPROVEMENT DISTRICT
BOULDER FARMSTEAD WATER COMPANY
BOUNDARY SPRINGS WATER USERS
BOUNTIFUL CITY
BOUNTIFUL IRRIGATION DISTRICT
BOX ELDER CO-WILLARD CITY FLOOD CONTROL
BOYER HILL MILITARY HOUSING (HAFB)
BRIAN HEAD TOWN
BRIDGE HOLLOW WATER
BRIDGER VALLEY ELECTRIC ASSOCIATION
BRIGHAM CITY CORPORATION
BRIGHAM YOUNG UNIVERSITY
BROOKLYN TAPLINE COMPANY INC
BRUSH CREEK IRRIGATION
BUZZARDS BENCH LLC
C & L OLSON FARMS
CABLE SYSTEMS LLC
CACHE HIGHLINE WATER ASSOCIATION
CAERUS Uintah LLC
CARBON COUNTY
CASTLE VALLEY SPECIAL SERVICE DISTRICT
CEDAR CITY



ASSOCIATION MEMBERSHIP (642 participating as of 9/22/2023)

CEDAR HILLS CITY
CEDARVIEW-MONTWELL SSD
CENTERFIELD TOWN
CENTERVILLE CITY PUBLIC WORKS
CENTRACOM INTERACTIVE
CENTRAL CANAL & IRRIGATION
CENTRAL DAVIS SEWER DISTRICT
CENTRAL ENTERPRISE WATER ASSOCIATION
CENTRAL IRON CO WATER C.D.
CENTRAL UTAH WATER CONSERVANCY DISTRICT
CENTRAL VALLEY TOWN
CENTRAL VALLEY WATER R.F.
CENTRAL WEBER SEWER IMPROVEMENT DISTRICT
CHALK CREEK IRRIGATION COMPANY
CHARLESTON WATER CONSERVANCY DISTRICT
CHEVRON PIPELINE COMPANY
CHURCH OF JESUS CHRIST-LATTER-DAY SAINTS
CITY CREEK RESERVE INC
CLARKSTON TOWN
CLEARFIELD CITY
CLINTON CITY
CLUFFWARD PIPELINE CO
CLYDE COMPANIES INC
COALVILLE CITY
COASTAL PLAINS ENERGY INC
COMCAST
CONNEXT
COPPERTON IMPROVEMENT DISTRICT
CORA WAY WATER USERS ASSOCIATION
CORINNE CITY
COTTONWOOD CREEK CONSOLIDATED IRRIGATION
COTTONWOOD GOOSEBERRY IRRIGATION
COTTONWOOD HEIGHTS CITY
COTTONWOOD IMPROVEMENT DISTRICT
COTTONWOOD MUTUAL WATER COMPANY
COVE SPECIAL SERVICE DISTRICT

CROWN CASTLE
CUB RIVER IRRIGATION CO
DAGGETT COUNTY
DAMMERON VALLEY WATER WORKS
DANIEL TOWN
DAVIS & WEBER COUNTIES CANAL COMPANY
DAVIS COUNTY GOVERNMENT
DAYBREAK SECONDARY WATER DISTRIBUTION CO
DEER VALLEY RESORT
DELTA CITY
DEPOT BROADBAND LLC
DESERET GENERATION & TRANSMISSION CO-OP
DESERET-OASIS S.S.D
DEUEL CREEK IRRIGATION
DEWEYVILLE TOWN WATER
DIAMOND VALLEY ACRES WATER COMPANY
DINSDALE WATER COMPANY INC
DIRECT COMMUNICATIONS CEDAR VALLEY
DIRECT COMMUNICATIONS IDAHO
DIXIE DEER SPECIAL SERVICE DISTRICT
DIXIE POWER
DIXIE STATE UNIVERSITY
DOMINION ENERGY UTAH
DOMINION ENERGY WEXPRO
DRAPER CITY PUBLIC WORKS
DRY GULCH IRRIGATION COMPANY
DUCHESNE CITY
DUCHESNE COUNTY WATER C.D.
EAGLE MOUNTAIN CITY
EAST CARBON CITY
EAST DUCHESNE CULINARY WATER I.D.
EASTLAND SPECIAL SERVICE DISTRICT
ECHO MUTUAL WATER COMPANY
EDEN WATER WORKS
ELK OPERATING SERVICES LLC
ELK RIDGE CITY
ELSINORE TOWN



ASSOCIATION MEMBERSHIP (642 participating as of 9/22/2023)

ELWOOD TOWN
EMERY TELCOM
EMERY WATER CONSERVANCY DISTRICT
EMIGRATION IMPROVEMENT DISTRICT
EMPIRE ELECTRIC ASSOCIATION
ENOCH CITY CORPORATION
ENTERPRISE CITY
EPHRAIM CITY
ERDA ACRES WATER COMPANY
ERG LLC - VETERANS AFFAIRS
ESCALANTE CITY
EUREKA CITY
EXTENET SYSTEMS LLC
FAIRGROUNDS PIPELINE GROUP
FAIRVIEW CITY
FARMINGTON CITY
FARR WEST CITY
FAYETTE TOWN & WATER
FERRON CANAL & RESERVOIR CO
FILLMORE CITY
FILLMORE WATER USERS
FINLEY RESOURCES
FIRST DIGITAL FIBER OPTICS
FIRST MOUND FORT DITCH COMPANY, INC
FOUNTAIN GREEN CITY
FOUNTAIN GREEN IRRIGATION COMPANY
FRANCIS CITY
FREMONT WATER
FRONTIER COMMUNICATIONS
FRUIT HEIGHTS CITY
FRUITLAND S.S.D.
GARDEN CITY
GARKANE ENERGY COOPERATIVE
GARLAND CITY
GENESIS ST OPERATING LLC
GENOLA CITY
GLENWOOD IRRIGATION COMPANY

GLENWOOD TOWN
GOOGLE FIBER
GOOSENEST WATER CO
GORGOZA MUTAL WATER COMPANY
GOSHEN TOWN
GRAND WATER & SEWER SERVICE AGENCY
GRANGER HUNTER IMPROVEMENT DISTRICT
GRANTEE SPRING WATER COMPANY INC
GRANTSVILLE CITY
GRANTSVILLE IRRIGATION CO
GREEN RIVER CITY
GREYLOCK PRODUCTION LLC
GUNNISON CITY
GUNNISON TELEPHONE COMPANY
HAIGHTS CREEK IRRIGATION COMPANY
HANKSVILLE TOWN
HANNA WATER & SEWER DISTRICT
HARMONY FARMS WATER USERS
HARRISVILLE CITY
HARRIS-WILLIS IRRIGATION
HATCH TOWN
HEBER CITY PUBLIC WORKS
HEBER LIGHT & POWER
HEBER VALLEY SPECIAL SERVICE DISTRICT
HELPER CITY
HENEFER TOWN
HENEFER UPPER DITCH COMPANY
HENRIEVILLE TOWN
HERRIMAN CITY
HICOUNTRYNET, LLC
HIDEOUT TOWN
HIGH VALLEY WATER COMPANY
HIGHLAND CITY
HIGHLAND WATER COMPANY
HILDALE CITY UTILITIES
HINCKLEY TOWN
HOLDEN TOWN



ASSOCIATION MEMBERSHIP (642 participating as of 9/22/2023)

HOLLIDAY WATER COMPANY
HOLLY ENERGY PARTNERS
HOLLY REFINERY
HOLMES CREEK IRRIGATION CO
HONEYVILLE CITY
HOOPER CITY
HOOPER IRRIGATION COMPANY
HOOPER WATER IMPROVEMENT DISTRICT
HORSESHOE IRRIGATION
HOWELL TOWN
HOYTSVILLE PIPE WATER COMPANY
HUNTINGTON CLEVELAND IRRIGATION
HUNTSVILLE IRRIGATION COMPANY
HUNTSVILLE SOUTH BENCH CANAL COMPANY
HUNTSVILLE TOWN
HUNTSVILLE TOWN WATERWORKS
HURRICANE CANAL COMPANY
HURRICANE CITY
HYDE PARK CITY
HYDROGEOLOGIC INC
HYRUM CITY
IMAGINE CONSTRUCTIVE SOLUTIONS, LLC
INFOWEST
INTEGRATED WATER MANAGEMENT
INTERLAKEN TOWN
IRONTOWN PROPERTY OWNERS ASSOCIATION
IVINS CITY
JAVELIN ENERGY PARTNERS MANAGEMENT, LLC
JENSEN WATER IMPROVEMENT DISTRICT
JOHNSON WATER DISTRICT
JORDAN VALLEY WATER C.D.
JORDANELLE SPECIAL SERVICE DISTRICT
JOSEPH TOWN
JUNCTION TOWN
KAMAS CITY
KANAB CITY
KANARRAVILLE TOWN

KANE COUNTY ROADS
KANE COUNTY WATER
KANOSH TOWN
KAYS CREEK IRRIGATION
KAYSVILLE CITY
KEARNS IMPROVEMENT DISTRICT
KENNECOTT UTAH COPPER
KERN RIVER GAS UTAH
KERN RIVER GAS WY - DAVIS/SALT LAKE CO
KINDER MORGAN - COLORADO INTERSTATE GAS
KOOSHAREM TOWN
KSL TELEVISION
KWU INC. - KAYENTA TOWN
LAKETOWN TOWN
LAVERKIN CITY
LAYTON CITY
LEAMINGTON TOWN
LEAVITT GROUP ENTERPRISES
LEEDS DOMESTIC WATERUSERS
LEEDS IRRIGATION COMPANY
LEHI CITY
LEVAN IRRIGATION COMPANY, INC
LEVAN TOWN
LEVEL 3 IS NOW LUMEN
LEWISTON CITY
LHOIST NORTH AMERICA
LIBERTY IRRIGATION
LIBERTY PIPELINE CO
LINCOLN CULINARY WATER COMPANY
LINDE GAS
LINDE INC
LINDON CITY
LION'S HEAD P.O. ASSOCIATION
LOA TOWN
LOGAN CITY
LONG VALLEY SEWER DISTRICT
LONGROAD ENERGY MANAGEMENT



ASSOCIATION MEMBERSHIP (642 participating as of 9/22/2023)

LUMEN/CENTURYLINK
LYMAN WATER SYSTEM
LYNNDYL TOWN
MAESER WATER IMPROVEMENT DISTRICT
MAGNA WATER DISTRICT
MAGNUSON LIVESTOCK
MANILA TOWN
MANTI CITY
MANTI IRRIGATION COMPANY
MANTI TELEPHONE
MANTUA TOWN
MAPLETON CITY
MARATHON PIPELINE
MARBLE HILL WATER COMPANY
MARION WATER WORKS
MARRIOTT-SLATERVILLE CITY
MARYSVALE TOWN
MAYFIELD IRRIGATION CO
MAYFIELD TOWN
MCLEOD USA
MEADOW TOWN
MENDON CITY
METROPOLITAN WATER DISTRICT OF SLS
MID-AMERICA PIPELINE/ENTERPRISE PRODUCT
MIDDLE FORK ENERGY PARTNERS LLC
MIDVALE CITY
MIDVALE SUPERFUND SITE
MIDVALLEY ESTATES WATER COMPANY
MIDVALLEY IMPROVEMENT DISTRICT
MIDWAY CITY & SANITATION
MIDWAY IRRIGATION COMPANY
MILFORD CITY
MILITARY INSTALLATION DVLPMNT AUTHORITY
MILLVILLE CITY
MINERSVILLE RESERVOIR AND IRRIGATION CO
MINERSVILLE TOWN
MOAB CITY

MOAB IRRIGATION COMPANY
MOAB PIPELINE
MONA CITY
MONARCH MIDSTREAM LLC
MONROE CITY
MONTE VISTA HOMES
MONTICELLO CITY
MOON LAKE ELECTRIC ASSOCIATION
MOON LAKE WATER USERS ASSOCIATION
MORGAN CITY
MORGAN SECONDARY WATER
MORONI CITY
MOUNT OLYMPUS I.D.
MOUNT PLEASANT CITY
MOUNTAIN GREEN SEWER I.D.
MOUNTAIN REGIONAL WATER
MOUNTAIN SEWER/LAKEVIEW WATER
MOUNTAIN SPRINGS WATER COMPANY
MOUNTAIN VIEW 1-8 WATER CO
MOUNTAIN VIEW IRRIGATION
MOUNTAIN VIEW SPECIAL SERVICE DISTRICT
MOUNTAINWEST PIPELINE
MT. WHEELER POWER
MURRAY CITY
MURRAY CITY BUILDING DIVISION
MUTTON HOLLOW IMPROVEMENT DISTRICT
MYTON CITY
NAPLES CITY
NAVAJO OIL & GAS -RUNNING HORSE PIPELINE
NAVAJO TRIBAL UTILITY AUTHORITY
NEOLA WATER & SEWER DISTRICT
NEPHI CITY
NEPHI IRRIGATION/4D PLUMBING
NEW CASTLE GARDEN WATER STOCK INC.
NEW DORDRECHT HOMEOWNERS ASSOCIATION
NEW ESCALANTE IRRIGATION COMPANY
NEW HARMONY TOWN



ASSOCIATION MEMBERSHIP (642 participating as of 9/22/2023)

NEWCASTLE WATER COMPANY
NEWMAN DITCH COMPANY
NEWTON CITY
NIBLEY CITY
NORDIC MOUNTAIN WATER INC
NORTH CARBON GROUP
NORTH DAVIS SEWER DISTRICT
NORTH DUCHESNE WATER USERS
NORTH EMERY WATER USERS
NORTH FORK SPECIAL SERVICE DISTRICT
NORTH LOGAN CITY
NORTH OGDEN CITY
NORTH SALT LAKE CITY
NORTH SHORE ENERGY LLC
NORTH SUMMIT PRESSURIZED IRRIGATION CO
NORTH VILLAGES SPECIAL SERVICE DISTRICT
NORTHROP GRUMMAN
OAK CITY
OAKLEY CITY
OGDEN CITY
OPTIC LOOP COMMUNICATIONS
OQUIRRH MOUNTAIN WATER COMPANY
ORDERVILLE TOWN
OREM CITY
OURAY PARK IRRIGATION COMPANY
OURAY PARK WATER I.D.
OVINTIV EXPLORATION INC
PACIFICORP ENERGY HUNTER POWER PLANT
PACK CREEK WATER COMPANY
PACK CREEK WATER USERS
PANGUITCH CITY
PARADISE IRRIGATION
PARADISE TOWN
PARADOX MIDSTREAM, LLC
PARAGONAH TOWN
PARK CITY MOUNTAIN RESORT
PARK CITY MUNICIPAL

PAROWAN CITY
PAROWAN NORTH FIELD IRRIGATION INC
PAROWAN SOUTH FIELD INC
PAROWAN WEST FIELDS IRRIGATION
PAYSON CITY
PERRY CITY
PHILLIPS 66 PIPELINE LLC
PINE HOLLOW WATER
PINE VALLEY IRRIGATION COMPANY
PINE VALLEY MOUNTAIN FARMS WATER COMPANY
PINEVIEW WATER SYSTEMS
PLAIN CITY
PLEASANT GROVE CITY
PLEASANT VIEW CITY
PLYMOUTH TOWN CORPORATION
PORTAGE TOWN
POWDER MOUNTAIN WATER & SEWER I.D.
PRESTIGE BROADBAND LLC
PRICE CITY
PRICE RIVER WATER I.D.
PROPANE & GAS OF WENDOVER
PROVIDENCE CITY
PROVO CITY
PROVO RIVER WATER USERS ASSOCIATION
RAFT RIVER ELECTRIC CO-OP
RAINBOW RANCHES WATER
RANDOLPH TOWN
REDLINE PHONE INC (SENAWAVE)
REDMOND TOWN
RICHARDS IRRIGATION COMPANY
RICHFIELD CITY
RICHMOND CITY
RICHMOND IRRIGATION & POWER COMPANY
RICHVILLE PIPELINE COMPANY
RIO VIRGIN TELEPHONE (RELIANCE CONNECTS)
RIVER HEIGHTS CITY



ASSOCIATION MEMBERSHIP (642 participating as of 9/22/2023)

RIVERDALE CITY
RIVERSIDE NORTH GARLAND WATER COMPANY
RIVERTON CITY
ROBERT L. BAYLESS PRODUCER LLC
ROCKY MOUNTAIN POWER
ROCKY RIDGE TOWN
ROOSEVELT CITY
ROSE CREEK IRRIGATION
ROSEBUD IRRIGATION COMPANY
ROY CITY
ROY WATER CONSERVANCY DISTRICT
RSI EN TECH LLC
SALEM CITY
SALINA CITY
SALT LAKE CITY DEPT OF AIRPORTS
SALT LAKE CITY ENGINEERING
SALT LAKE CITY PUBLIC UTILITIES
SALT LAKE COMMUNITY COLLEGE
SALT LAKE COUNTY OPERATIONS DIVISION
SALT LAKE COUNTY SERVICE AREA #3
SAN JUAN SPANISH VALLEY SSD
SAND CREEK IRRIGATION
SANDY CITY
SANDY SUBURBAN IMPROVEMENT DISTRICT
SANTA CLARA CITY
SANTAQUIN CITY
SARATOGA SPRINGS CITY
SARATOGA SPRINGS CITY STREET LIGHTS
SCIPIO TOWN
SCOFIELD TOWN
SCOUT ENERGY MANAGEMENT LLC
SCOUT ENERGY PARTNERS
SEELEY OIL COMPANY LLC
SETTLEMENT CANYON IRRIGATION CO
SEVIER SCHOOL DISTRICT
SIGNAL WEST LLC
SIGURD TOWN

SILVER FORK PIPELINE
SILVER LAKE INTERNET
SIMPLOT PHOSPHATES
SKYLINE MOUNTAIN S.S.D.
SLICMA - BONNEVILLE REALTY MANAGEMENT
SMITH DITCH IRRIGATION COMPANY
SMITHFIELD CITY
SMITHFIELD IRRIGATION COMPANY
SNOW COLLEGE
SNYDERVILLE BASIN WATER RECLAMATION DIST
SORENSEN COMMUNICATIONS
SOUTH & WEST FIELD IRRIGATION COMPANY
SOUTH CENTRAL UTAH TELEPHONE
SOUTH DAVIS SEWER DISTRICT
SOUTH DAVIS WATER DISTRICT
SOUTH DESPAIN DITCH COMPANY
SOUTH JORDAN CITY
SOUTH JORDAN CITY FIBER OPTICS
SOUTH OGDEN CITY
SOUTH SALT LAKE CITY
SOUTH UTAH VALLEY ELECTRIC S.D.
SOUTH VALLEY SEWER DISTRICT
SOUTH WEBER CITY
SOUTH WEBER CITY STREET LIGHTS
SOUTH WEBER IRRIGATION CO
SOUTH WEBER WATER IMPROVEMENT DISTRICT
SOUTH WILLARD WATER COMPANY
SOUTHERN UTAH UNIVERSITY
SPANISH FORK CITY
SPRING CITY CORPORATION
SPRING LAKE WATER
SPRINGDALE TOWN
SPRINGVILLE CITY
SPRINT COMMUNICATIONS
ST GEORGE CITY POWER
ST GEORGE CITY SEWER & WATER
STANSBURY PARK IMPROVEMENT DISTRICT



ASSOCIATION MEMBERSHIP (642 participating as of 9/22/2023)

STERLING TOWN
STOCKTON TOWN
STRATA NETWORKS
STRAWBERRY HIGH LINE CANAL COMPANY
SUMMIT IG UTAH, LLC
SUMMIT IRRIGATION STOCK CO
SUMMIT OPERATING, LLC
SUMMIT SPECIAL SERVICE DISTRICT
SUMMIT WATER DISTRIBUTION COMPANY
SUNSET CITY
SUNSET VIEW ESTATES WATER COMPANY
SUSTAINABLE POWER GROUP/LATIGO WIND LLC
SYRACUSE CITY
SYRINGA NETWORKS
T7 PROPANE SERVICE
TALLGRASS ENERGY - RUBY PIPELINE
TAYLOR WEST WEBER WATER I.D.
TAYLORSVILLE-BENNION I.D.
TDS TELECOM LLC
TEASDALE SPECIAL SERVICE DISTRICT
TERABIT NETWORKS
THANKSGIVING POINT DEVELOPMENT
THANKSGIVING POINT INSTITUTE
THATCHER PENROSE SERVICE DISTRICT
THE COLONY HOMEOWNERS ASSOCIATION
THOMPSON SPECIAL SERVICE DISTRICT
TICABOO UTILITY IMPROVEMENT DISTRICT
TIMBER LAKES PROPERTY OWNERS ASSOCIATION
TIMBER LAKES WATER COMPANY
TIMPANOGOS SPECIAL SERVICE DISTRICT
TOC OIL INC
TOOELE CITY
TOOELE COUNTY FIBER OPTICS
TOOELE COUNTY RECORDER/SURVEYOR
TOQUERVILLE TOWN
TORREY TOWN
TREMONTON CITY

TRENTON TOWN
TRIDELL-LAPOINT WATER DISTRICT
TROPIC EAST FORK IRRIGATION CO
TROPIC TOWN
TWIN CREEK SPECIAL SERVICE DISTRICT
UAMPS
UDOT REGION I
UDOT REGION II
UDOT REGION III
UDOT REGION IV CEDAR CITY
UDOT REGION IV PRICE
UDOT REGION IV RICHFIELD
UINTAH CENTRAL CANAL COMPANY
UINTAH CITY
UINTAH COUNTY RD ENCROACHMENT DEPARTMENT
UINTAH HIGHLANDS IMPROVEMENT DISTRICT
UINTAH INDIAN IRRIGATION PROJECT
UINTAH RIVER IRRIGATION COMPANY
UINTAH WATER CONSERVANCY DISTRICT
UKON WATER COMPANY
ULTRADENT PRODUCTS INC
UNEV PIPELINE LLC
UNION BENCH IRRIGATION ASSOCIATION
UNION TELEPHONE COMPANY
UNITED EFFORT PLAN TRUST
UNITI DARK FIBER, LLC
UNIVERSITY OF UTAH
UPPER COUNTRY WATER
URBAN OIL & GAS
UTAH BROADBAND
UTAH COUNTY
UTAH COUNTY WATER
UTAH ENVIRONMENTAL RESPONSE&REMEDIATION
UTAH GAS CORP
UTAH NAVAJO HEALTH SYSTEM INC



ASSOCIATION MEMBERSHIP (642 participating as of 9/22/2023)

UTAH STATE UNIVERSITY
UTAH VALLEY UNIVERSITY
UTE TRIBE WATER SYSTEM
UTOPIA FIBER
VAQUERO UINTA
VERIZON BUSINESS (MCI)
VERIZON WIRELESS
VERNAL CITY PUBLIC WORKS
VERNON WATER WORKS S.S.D.
VEYO CULINARY WATER ASSOCIATION
VINEYARD TOWN
VIRGIN TOWN
WALES TOWN
WALLSBURG TOWN
WANSHIP MUTUAL WATER COMPANY
WAPITI OPERATING LLC
WARNER LLC
WASHINGTON CITY POWER
WASHINGTON CITY PUBLIC WORKS
WASHINGTON COUNTY WATER CONSERVANCY DIST
WASHINGTON TERRACE CITY
WATER PRO IRRIGATION COMPANY
WEBB WELL WATER USERS
WEBER BASIN WATER C.D.
WEBER COUNTY
WEBER COUNTY SURVEY ASSOCIATE MEMBER
WEBNX INC

WELLINGTON CANAL COMPANY
WELLINGTON CITY
WELLS RURAL ELECTRIC COMPANY
WELLSVILLE CITY
WENDOVER CITY
WESCO OPERATING INC
WEST BOUNTIFUL CITY
WEST CORINNE WATER COMPANY
WEST HAVEN CITY
WEST JORDAN CITY
WEST PANGUITCH IRRIGATION
WEST POINT CITY
WEST VALLEY CITY
WEST WARREN WATER I.D.
WESTERN MIDSTREAM PARTNERS
WHITE CITY WATER IMPROVEMENT DISTRICT
WILLARD CITY
WILLIAMS NORTHWEST PIPELINE
WILLOW CREEK WATER COMPANY
WINCHESTER HILLS WATER COMPANY
WOLF CREEK WATER & SEWER I.D.
WOODLAND HILLS TOWN
WOODLAND MUTUAL WATER COMPANY
WOODS CROSS CITY
WYOMING STATE D.O.T.
XCL RESOURCES
ZAYO FIBER SOLUTIONS
Z-FIBER, LLC

**BLUE STAKES OF UTAH
UTILITY NOTIFICATION CENTER, INC.
(A NON-PROFIT ORGANIZATION)
FINANCIAL STATEMENTS WITH
INDEPENDENT AUDITOR'S REPORT
JUNE 30, 2023 AND 2022**

TABLE OF CONTENTS

Independent Auditor's Report	1-2
Balance Sheets	3
Statements of Income and Retained Earnings	4
Statements of Cash Flows	5
Notes to Financial Statements	6-15



INDEPENDENT AUDITOR'S REPORT

To the Board of Directors
of Blue Stakes of Utah Utility Notification

Opinion

We have audited the accompanying financial statements of Blue Stakes of Utah Utility Notification (a nonprofit organization), which comprise the balance sheets as of June 30, 2023 and 2022, and the related statements of income and retained earnings, and cash flows for the years then ended, and the related notes to the financial statements.

In our opinion, the financial statements referred to above present fairly, in all material respects, the financial position of Blue Stakes of Utah Utility Notification as of June 30, 2023 and 2022, and the changes in its retained earnings and its cash flows for the years then ended in accordance with accounting principles generally accepted in the United States of America.

Basis for Opinion

We conducted our audits in accordance with auditing standards generally accepted in the United States of America. Our responsibilities under those standards are further described in the Auditor's Responsibilities for the Audit of the Financial Statements section of our report. We are required to be independent of Blue Stakes of Utah Utility Notification and to meet our other ethical responsibilities in accordance with the relevant ethical requirements relating to our audits. We believe that the audit evidence we have obtained is sufficient and appropriate to provide a basis for our audit opinion.

Responsibilities of Management for the Financial Statements

Management is responsible for the preparation and fair presentation of the financial statements in accordance with accounting principles generally accepted in the United States of America, and for the design, implementation, and maintenance of internal control relevant to the preparation and fair presentation of financial statements that are free from material misstatement, whether due to fraud or error.

In preparing the financial statements, management is required to evaluate whether there are conditions or events, considered in the aggregate, that raise substantial doubt about Blue Stakes of Utah Utility Notification's ability to continue as a going concern within one year after the date that the financial statements are available to be issued.

Auditor's Responsibilities for the Audit of the Financial Statements

Our objectives are to obtain reasonable assurance about whether the financial statements as a whole are free from material misstatement, whether due to fraud or error, and to issue an auditor's report that includes our opinion. Reasonable assurance is a high level of assurance but is not absolute assurance and therefore is not a guarantee that an audit conducted in accordance with generally accepted auditing standards will always detect a material misstatement when it exists. The risk of not detecting a material misstatement resulting from fraud is higher than for one resulting from error, as fraud may involve collusion, forgery, intentional omissions, misrepresentations, or the override of internal control. Misstatements are considered material if there is a substantial likelihood that, individually or in the aggregate, they would influence the judgment made by a reasonable user based on the financial statements.

In performing an audit in accordance with generally accepted auditing standards, we:

- Exercise professional judgment and maintain professional skepticism throughout the audit.
- Identify and assess the risks of material misstatement of the financial statements, whether due to fraud or error, and design and perform audit procedures responsive to those risks. Such procedures include examining, on a test basis, evidence regarding the amounts and disclosures in the financial statements.
- Obtain an understanding of internal control relevant to the audit in order to design audit procedures that are appropriate in the circumstances, but not for the purpose of expressing an opinion on the effectiveness of Blue Stakes of Utah Utility Notification's internal control. Accordingly, no such opinion is expressed.
- Evaluate the appropriateness of accounting policies used and the reasonableness of significant accounting estimates made by management, as well as evaluate the overall presentation of the financial statements.
- Conclude whether, in our judgment, there are conditions or events, considered in the aggregate, that raise substantial doubt about Blue Stakes of Utah Utility Notification's ability to continue as a going concern for a reasonable period of time.

We are required to communicate with those charged with governance regarding, among other matters, the planned scope and timing of the audit, significant audit findings, and certain internal control related matters that we identified during the audit.

Child Richards CPAs & Advisors

Ogden, Utah
September 21, 2023

BLUE STAKES OF UTAH UTILITY NOTIFICATION CENTER, INC.
(A NON-PROFIT ORGANIZATION)
BALANCE SHEETS
AS OF JUNE 30, 2023 AND 2022

ASSETS		
	June 30, 2023	June 30, 2022 (as restated)
CURRENT ASSETS		
Cash and cash equivalents	\$ 534,292	\$ 1,649,512
Investments	3,863,898	2,624,534
Accounts receivable - members	550,057	527,336
Prepays	51,764	53,485
TOTAL CURRENT ASSETS	5,000,011	4,854,867
FIXED ASSETS		
Land	211,721	211,721
Equipment	542,506	544,851
Building	484,839	484,839
Less: accumulated depreciation	(818,689)	(798,286)
TOTAL FIXED ASSETS	420,377	443,125
OTHER ASSETS		
Investments - bonus plan (restricted)	146,562	105,479
Norfield Development Partners, LLC	426,498	426,498
TOTAL OTHER ASSETS	573,060	531,977
TOTAL ASSETS	\$ 5,993,448	\$ 5,829,969
LIABILITIES AND MEMBERS' EQUITY		
CURRENT LIABILITIES		
Accrued payroll liabilities (note 15)	\$ 77,052	\$ 239,141
Accounts payable	12,877	14,066
Deferred revenue	40,300	40,550
TOTAL CURRENT LIABILITIES	130,229	293,757
LONG-TERM LIABILITIES		
Compensated absences	90,071	80,016
Bonus plan payable	146,562	105,479
TOTAL LONG-TERM LIABILITIES	236,633	185,495
TOTAL LIABILITIES	366,862	479,252
MEMBERS' EQUITY		
Retained earnings	5,626,586	5,350,717
TOTAL MEMBERS' EQUITY	5,626,586	5,350,717
TOTAL LIABILITIES AND MEMBERS' EQUITY	\$ 5,993,448	\$ 5,829,969

See accompanying notes to financial statements.

BLUE STAKES OF UTAH UTILITY NOTIFICATION CENTER, INC.
(A NON-PROFIT ORGANIZATION)
STATEMENTS OF INCOME AND RETAINED EARNINGS
FOR THE YEARS ENDED JUNE 30, 2023 AND 2022

	<u>June 30,</u> <u>2023</u>	<u>June 30,</u> <u>2022</u> <u>(as restated)</u>
INCOME		
Fees	\$ 3,593,360	\$ 3,594,907
Membership fees	40,550	39,400
TOTAL INCOME	<u>3,633,910</u>	<u>3,634,307</u>
OPERATING EXPENSES		
Advertising expense	252,827	186,670
Automobile expense	35,711	34,469
Communications	79,796	99,234
Depreciation	22,747	25,201
Insurance (note 15)	62,643	61,282
Lease expense	-	9,600
Office expense	131,787	85,291
Management staff wages	507,883	518,345
Operation staff wages (note 15)	969,005	902,663
Payroll taxes (note 15)	173,361	168,372
Employee benefits (note 15)	538,456	520,464
Contracted services	146,466	75,424
Property tax	9,116	10,358
Professional fees (note 15)	53,765	65,778
Service and maintenance	357,550	318,345
Travel/training	28,660	18,257
Utilities	7,488	7,601
Miscellaneous expenses	11,299	10,099
TOTAL OPERATING EXPENSES	<u>3,388,560</u>	<u>3,117,453</u>
NET OPERATING INCOME (LOSS)	<u>245,350</u>	<u>516,854</u>
OTHER INCOME (EXPENSES)		
Unrealized gain (loss) on investments	30,519	(102,048)
TOTAL OTHER INCOME (EXPENSE)	<u>30,519</u>	<u>(102,048)</u>
NET INCOME (LOSS)	<u>275,869</u>	<u>414,806</u>
BEGINNING RETAINED EARNINGS	<u>5,350,717</u>	<u>4,935,911</u>
ENDING RETAINED EARNINGS (note 15)	<u>\$ 5,626,586</u>	<u>\$ 5,350,717</u>

See accompanying notes to financial statements.

BLUE STAKES OF UTAH UTILITY NOTIFICATION CENTER, INC.
(A NON-PROFIT ORGANIZATION)
STATEMENTS OF CASH FLOWS
FOR THE YEARS ENDED JUNE 30, 2023 AND 2022

	<u>June 30,</u> <u>2023</u>	<u>June 30,</u> <u>2022</u> <u>(as restated)</u>
CASH FLOWS FROM OPERATIONS		
Net operating income (loss)	\$ 245,350	\$ 516,854
Adjustments to reconcile net income to net cash provided by operating activities		
Depreciation	22,747	25,201
(Increase) decrease in:		
Accounts receivable - members	(22,720)	49,100
Prepays	1,721	14,234
Increase (decrease) in:		
Deferred revenue	(250)	1,150
Compensated absences	10,055	(23,287)
Accrued liability-bonus plan	(8,845)	(22,096)
Accrued payroll liabilities	(162,089)	109,807
Accounts payable	(1,189)	(80)
Net cash provided (used) by operating activities	<u>84,780</u>	<u>670,883</u>
CASH FLOWS FROM INVESTING ACTIVITIES		
Purchase of investments	(1,200,000)	(40,819)
Purchase of fixed assets	-	(19,757)
Net cash provided (used) by investing activities	<u>(1,200,000)</u>	<u>(60,576)</u>
Net increase (decrease) in cash	(1,115,220)	610,307
CASH AND CASH EQUIVALENTS, BEGINNING	<u>1,649,512</u>	<u>1,039,205</u>
CASH AND CASH EQUIVALENTS, ENDING	<u><u>\$ 534,292</u></u>	<u><u>\$ 1,649,512</u></u>
SUPPLEMENTAL DISCLOSURES:		
Non-cash investing activities		
Unrealized gain (loss)	\$ 30,519	\$ (102,048)
	<u><u>\$ 30,519</u></u>	<u><u>\$ (102,048)</u></u>

See accompanying notes to financial statements.

BLUE STAKES OF UTAH UTILITY NOTIFICATION CENTER, INC.
(A NON-PROFIT ORGANIZATION)
NOTES TO FINANCIAL STATEMENTS
AS OF JUNE 30, 2023 AND 2022

NOTE 1 - NATURE OF ACTIVITIES

Nature of Activities

Blue Stakes of Utah Utility Notification Center, Inc. (the Center) was incorporated in the State of Utah July 1, 1998, as a Utah non-profit corporation. The corporation was organized for and is operated exclusively for notification to member utilities of planned excavations as well as damage prevention education/awareness within the state of Utah.

NOTE 2 – SUMMARY OF SIGNIFICANT ACCOUNTING POLICIES

Basis of Accounting

The accompanying financial statements have been prepared on the accrual basis of accounting in accordance with generally accepted accounting principles.

Financial Statement Presentation

The Financial Accounting Standards Board issued "Financial Statements of Not-for-Profit Organizations" ASC 958-210, formerly SFAS 117. ASC 958-210 provides standards for external financial statements certified by an independent accountant for certain types of non-profit organization. ASC 958-210 does not apply to member benefit organizations.

Cash Equivalents

Cash equivalents consist of short-term highly liquid investments which are readily convertible into cash within ninety (90) days from the date of purchase.

Fair Value of Financial Instruments

The carrying amount of financial instruments approximates their fair value because of their short-term nature. The Center primarily invests in certificates of deposits and mutual funds.

Accounts Receivable

Accounts receivable are stated at the amount management expects to collect from outstanding balances. The Center provides for losses on accounts receivable using the allowance method. The allowance is based on individual customer accounts. Amounts owing that are older than 90 days in arrears that are deemed to be uncollectible by management are written off. The allowance for doubtful accounts at year end was \$0. The Center charges interest on balances owed over 120 days old that are still deemed to be collectible.

Revenue Recognition

The Center recognizes revenue from annual membership fees and transmission fees. The performance obligation for the membership fees consists of the support from the Center to its members to facilitate communication between excavators, homeowners, and utility companies prior to excavation. Membership fees paid in advance are deferred to the year to which they relate. Due to the nature and timing of the performance and/or transfer of services, substantially all contract liabilities at June 30 of each year are recognized in the following year.

BLUE STAKES OF UTAH UTILITY NOTIFICATION CENTER, INC.
(A NON-PROFIT ORGANIZATION)
NOTES TO FINANCIAL STATEMENTS
AS OF JUNE 30, 2023 AND 2022

NOTE 2 – SUMMARY OF SIGNIFICANT ACCOUNTING POLICIES (CONTINUED)

Revenue Recognition (continued)

Revenues derived from transmission fees are recognized as the services are provided. The Center receives the majority of its income from fees collected from members for the sole purpose of meeting losses and expenses.

Use of Estimates

The preparation of financial statements in conformity with generally accepted accounting principles requires management to make estimates and assumptions that affect certain reported amounts and disclosures. Accordingly, actual results could differ from those estimates.

Income Taxes

The Center is exempt from Federal income taxes under Internal Revenue Code Section 501(c) (6). The Center is not considered a private foundation.

The Center’s Forms 990, Return of Organization Exempt from Income Tax, for the years ending 2020, 2021, 2022, and 2023 are subject to examination by the IRS, generally for three years after they were filed.

Contributed Services

No amounts have been reported in the accompanying financial statements for contributed services because no objective basis is available to measure the value of such services.

Change in Accounting Principle

For 2022, the Center implemented Financial Accounting Standards Board (FASB) ASU No. 2016-02, Leases. This standard requires lessees to recognize a lease liability and a right-of-use (ROU) asset for all leases longer than 12 months at the commencement of the lease and disclose key information about the leasing arrangements. In July 2018, the FASB issued ASU No. 2018-11, Leases – Targeted Improvements, which provides additional transition guidance. The Center did not have any leases as of June 30, 2023.

Fixed Assets

All acquisitions of property and equipment in excess of \$5,000 and all expenditures for repairs, maintenance, renewals, and betterments that materially prolong the useful lives of assets are capitalized. Fixed assets are carried at cost, if purchased and at fair value if contributed. Depreciation is computed on a straight-line basis over the estimated useful lives of assets as follows:

	Years	Depreciation Rate
Land	0	0.0
Construction in progress	0	0.0
Building	30	3.3
Equipment	7	14.3
Equipment	5	20.0
Equipment	3	33.3
Equipment	2	50.0

BLUE STAKES OF UTAH UTILITY NOTIFICATION CENTER, INC.
(A NON-PROFIT ORGANIZATION)
NOTES TO FINANCIAL STATEMENTS
AS OF JUNE 30, 2023 AND 2022

NOTE 3 – INVESTMENTS

Investments consist of certificates of deposits, are stated at fair value, and are as follows at June 30, 2023 and 2022:

	<u>June 30, 2023</u>	<u>Interest Rate</u>
Market Linked Certificate of Deposit - matures October 5, 2023	\$ 113,010	N/A
Market Linked Certificate of Deposit - matures April 5, 2024	109,640	N/A
Market Linked Certificate of Deposit - matures August 6, 2024	98,320	N/A
Market Linked Certificate of Deposit - matures November 5, 2024	114,390	N/A
Market Linked Certificate of Deposit - matures October 5, 2026	91,530	N/A
Market Linked Certificate of Deposit - matures June 2, 2028	92,400	N/A
Market Linked Certificate of Deposit - matures August 23, 2029	80,850	N/A
Market Linked Certificate of Deposit - matures August 23, 2029	83,410	N/A
Time Certificate of Deposit - matures August 22, 2023	249,125	3.01%
Time Certificate of Deposit - matures November 3, 2023	208,310	4.51%
Time Certificate of Deposit - matures December 8, 2023	219,287	4.71%
Time Certificate of Deposit - matures December 8, 2023	219,333	4.76%
Time Certificate of Deposit - matures December 14, 2023	219,362	4.81%
Time Certificate of Deposit - matures December 15, 2023	219,309	4.76%
Time Certificate of Deposit - matures February 12, 2024	148,068	3.24%
Time Certificate of Deposit - matures April 12, 2024	208,074	4.87%
Time Certificate of Deposit - matures April 22, 2024	247,840	4.33%
Time Certificate of Deposit - matures April 26, 2024	247,998	4.43%
Time Certificate of Deposit - matures June 4, 2024	224,663	5.30%
Time Certificate of Deposit - matures June 6, 2024	42,896	5.21%
Time Certificate of Deposit - matures June 14, 2024	218,746	4.87%
Time Certificate of Deposit - matures July 15, 2024	201,193	4.64%
Time Certificate of Deposit - matures October 7, 2024	199,243	4.41%
Cash Sweep at Investment Brokerage	6,901	N/A
	<u>\$ 3,863,898</u>	

BLUE STAKES OF UTAH UTILITY NOTIFICATION CENTER, INC.
(A NON-PROFIT ORGANIZATION)
NOTES TO FINANCIAL STATEMENTS
AS OF JUNE 30, 2023 AND 2022

NOTE 3 – INVESTMENTS (CONTINUED)

	June 30, 2022	Interest Rate
Market Linked Certificate of Deposit - matures October 5, 2023	\$ 105,780	N/A
Market Linked Certificate of Deposit - matures April 5, 2024	104,590	N/A
Market Linked Certificate of Deposit - matures August 6, 2024	90,680	N/A
Market Linked Certificate of Deposit - matures November 5, 2024	111,630	N/A
Market Linked Certificate of Deposit - matures August 23, 2029	80,586	N/A
Market Linked Certificate of Deposit - matures August 23, 2029	83,426	N/A
Time Certificate of Deposit - matures July 19, 2022	249,800	0.20%
Time Certificate of Deposit - matures August 16, 2022	249,475	0.15%
Time Certificate of Deposit - matures September 30, 2022	199,486	0.80%
Time Certificate of Deposit - matures October 13, 2022	248,765	0.15%
Time Certificate of Deposit - matures October 19, 2022	248,680	0.15%
Time Certificate of Deposit - matures November 2, 2022	206,060	0.60%
Time Certificate of Deposit - matures December 30, 2022	198,688	0.80%
Time Certificate of Deposit - matures April 10, 2023	197,862	1.10%
Time Certificate of Deposit - matures May 31, 2023	248,463	2.05%
Cash Sweep at Investment Brokerage	563	N/A
	<u>\$ 2,624,534</u>	

NOTE 4 – RESTRICTED INVESTMENTS, EMPLOYEE BONUS PLAN

Blue Stakes Utility Notification Center, Inc. has established a bonus plan to provide supplementary compensation as an incentive and reward to eligible employees who contribute materially to the success of the employer. The employer is the owner of the funds held in the account. The account balance, representing the bonus award allocated to an eligible employee, adjusted for gains, losses and earnings shall be paid to the employee following the earlier of (a) the fifth anniversary of the date of the bonus award, (b) the attainment of age 62-1/2, or (c) a vote by the Board.

These investments consist primarily of mutual funds. Restricted investments as of June 30, 2023 and 2022 are summarized as follows:

	Cost	Fair Value	Carrying Value
June 30, 2023	\$ 137,744	\$ 146,562	\$ 146,562
June 30, 2022	\$ 96,465	\$ 105,479	\$ 105,479

BLUE STAKES OF UTAH UTILITY NOTIFICATION CENTER, INC.
(A NON-PROFIT ORGANIZATION)
NOTES TO FINANCIAL STATEMENTS
AS OF JUNE 30, 2023 AND 2022

NOTE 4 – RESTRICTED INVESTMENTS, EMPLOYEE BONUS PLAN (CONTINUED)

The following schedule summarizes the investment returns for the years ended June 30, 2023 and 2022:

	June 30, 2023	June 30, 2022
Interest and dividends	\$ 14,191	\$ 15,375
Unrealized gains (losses)	(5,346)	(37,471)
	\$ 8,845	\$ (22,096)

At June 30, 2023, there was a contribution payable from the Center in the amount of \$41,280. The contribution for the year ended June 30, 2022 was \$26,642.

NOTE 5 – CHANGES IN FIXED ASSETS

	June 30, 2022	Increases	Decreases	June 30, 2023
Capital assets not being depreciated:				
Land	\$ 211,721	\$ -	\$ -	\$ 211,721
Total capital assets not being depreciated	211,721	-	-	211,721
Capital assets being depreciated:				
Building	484,839	-	-	484,839
Equipment	544,851	-	(2,345)	542,506
Total capital assets being depreciated	1,029,690	-	(2,345)	1,027,345
Accumulated depreciation:				
Building	(284,991)	(15,987)	-	(300,978)
Equipment	(513,296)	(6,760)	2,345	(517,711)
Total accumulated depreciation	(798,287)	(22,747)	2,345	(818,689)
Net depreciable assets	231,403	(22,747)	-	208,656
Capital assets, net	\$ 443,124	\$(22,747)	\$ -	\$ 420,377

BLUE STAKES OF UTAH UTILITY NOTIFICATION CENTER, INC.
(A NON-PROFIT ORGANIZATION)
NOTES TO FINANCIAL STATEMENTS
AS OF JUNE 30, 2023 AND 2022

NOTE 6 – ACCOUNTS RECEIVABLE

Accounts receivable consist of amounts billed to members on a monthly basis. Aged accounts receivable for the years ended June 30, 2023 and 2022 were as follows:

	<u>Current</u>	<u>31 - 60 days</u>	<u>61 - 90 days</u>	<u>Over 90 days</u>	<u>Totals</u>
June 30, 2023	<u>\$ 546,329</u>	<u>\$ 1,579</u>	<u>\$ 722</u>	<u>\$ 1,427</u>	<u>\$ 550,057</u>
June 30, 2022	<u>\$ 523,979</u>	<u>\$ 3,858</u>	<u>\$ 2,765</u>	<u>\$ (3,266)</u>	<u>\$ 527,336</u>

NOTE 7 – NORFIELD DEVELOPMENT PARTNERS, LLC

On February 20, 2014 the Center became a member (owner) of Norfield Development Partners, LLC along with seven other utility notification centers in the United States. The LLC was established in order to acquire software and provide software development services to the members of the LLC. The Center’s initial capital contribution to fund the LLC was \$385,679, which gave the Center an ownership interest in the LLC of 9.64%. Total contributions upon funding were \$4,000,000 from all centers. At the end of 2014 another center joined the LLC, which reduced Blue Stakes ownership share to 8.62%. During the year ended June 30, 2022, Blue Stakes purchased an additional 2.05 share for \$40,819 which increased the Center’s ownership to 10.67%.

As the LLC is a private company, it is not practicable to estimate the fair value of the ownership in the LLC, therefore the ownership is carried at cost. The LLC has a fiscal year end of December 31st.

The investment in Norfield has been evaluated for impairment as interim financial statements from Norfield. As of June 30, 2023, those financial statements show the value of the company at \$6,288,336 and Blue Stakes’ portion at \$671,398, which are above the initial cost reported on the Center’s balance sheet.

NOTE 8 - CONCENTRATION OF CREDIT RISK

Blue Stakes of Utah Utility Notification Center, Inc. maintains an account that is insured by the Federal Deposit Insurance Corporation (FDIC) up to \$250,000. Cash at the bank exceeded federally insured limits by \$280,500 as of June 30, 2023 and \$1,396,785 as of June 30, 2022.

NOTE 9 - RETIREMENT PLAN

The Center has established a simple IRA retirement plan for eligible employees. The Center will contribute a matching contribution to each eligible employee's simple IRA equal to the employee's salary reduction contributions up to a limit of 3% of the employee's compensation for the year. The employer contribution for both the management and contracted services employees for the year ending June 30, 2023 was \$45,570 and \$44,254 for the year ending June 30, 2022.

BLUE STAKES OF UTAH UTILITY NOTIFICATION CENTER, INC.
(A NON-PROFIT ORGANIZATION)
NOTES TO FINANCIAL STATEMENTS
AS OF JUNE 30, 2023 AND 2022

NOTE 10 – FAIR VALUE MEASUREMENTS

FASB ASC 820-10-50 formerly Statement 157, Fair value Measurements, establishes a framework for measuring fair value. That framework provides a fair value hierarchy that prioritizes the inputs to valuation techniques to measure fair value. The hierarchy gives the highest priority to unadjusted quoted prices in active markets for identical assets or liabilities (level 1 measurements) and the lowest priority to unobservable inputs (level 3 measurements).

The three levels of the fair value hierarchy under ASC 820-10-50 are described as follows:

Level 1 Inputs to the valuation methodology are unadjusted quoted prices for identical assets or liabilities in active markets

Level 2 Inputs to the valuation methodology include

- quoted prices for similar assets or liabilities in active markets;
- quoted prices for identical or similar assets or liabilities in inactive markets;
- inputs other than quoted prices that are observable for the assets or liability;
- inputs that are derived principally from or corroborated by observed market data by correlation or other means.

If the assets or liabilities have a specified (contractual) term, the level 2 input must be observable for substantially the full term of the asset or liability.

Level 3 Inputs to the valuation methodology are unobservable and significant to the fair value measurement.

The asset or liability's fair value measurement level within the fair value hierarchy is based on the lowest level of any input that is significant to the fair value measurement. Valuation techniques used need to maximize the use of observable inputs and minimize the use of unobservable inputs.

Following is a description of the valuation methodologies used for assets measured at fair value. There have been no changes in the methodologies used at June 30, 2023.

Common Stock and Mutual Funds: Certain common stocks are valued at the closing price reported in the active market in which the individual securities are traded. Investments in certain restricted common stocks are valued at the quoted market price of the issuer's unrestricted common stock less an appropriate discount. If a quoted market price for unrestricted common stock of the issuer is not available, restricted common stocks are valued at a multiple of current earnings less an appropriate discount. The multiple chosen is consistent with the multiples of similar companies based on current market prices.

The preceding methods described may produce a fair value calculation that may not be indicative of net realizable value or reflective of future fair values. Furthermore, although the plan believes its valuation methods are appropriate and consistent with other market participants, the use of different methodologies or assumptions to determine fair value of certain financial instruments could result in a different fair value measurement at the reporting date.

The Center's assets that are measured at fair value include the investments of the bonus plan.

BLUE STAKES OF UTAH UTILITY NOTIFICATION CENTER, INC.
(A NON-PROFIT ORGANIZATION)
NOTES TO FINANCIAL STATEMENTS
AS OF JUNE 30, 2023 AND 2022

NOTE 10 – FAIR VALUE MEASUREMENTS (CONTINUED)

The following tables sets forth by level, within the fair value hierarchy, the plan's assets at fair value as of June 30, 2023 and 2022:

Assets at Fair Value as of June 30, 2023

	<u>Level 1</u>	<u>Level 2</u>	<u>Level 3</u>	<u>Total</u>
Mutual Funds	\$ 146,562	\$ -	\$ -	\$ 146,562
Time CDs	-	3,073,447	-	3,073,447
Market Linked CDs	-	790,451	-	790,451
Total Assets at Fair Value	<u>\$ 146,562</u>	<u>\$ 3,863,898</u>	<u>\$ -</u>	<u>\$ 4,010,460</u>

Assets at Fair Value as of June 30, 2022

	<u>Level 1</u>	<u>Level 2</u>	<u>Level 3</u>	<u>Total</u>
Mutual Funds	\$ 105,479	\$ -	\$ -	\$ 105,479
Time CDs	-	2,047,842	-	2,047,842
Market Linked CDs	-	576,692	-	576,692
Total Assets at Fair Value	<u>\$ 105,479</u>	<u>\$ 2,624,534</u>	<u>\$ -</u>	<u>\$ 2,730,013</u>

NOTE 11 – ADVERTISING COSTS

The Center expenses all advertising costs as the expenses are incurred. Total advertising and marketing costs for the 2023 and 2022 year are \$252,827 and \$186,670, respectively.

NOTE 12 – RELATED PARTY TRANSACTIONS AND COMMITMENTS

The Center has entered into a service agreement with Norfield Development Partners, LLC to receive software, data storage, and intellectual technology services. The contract is in effect until December 31 and automatically renews each year until terminated by either party. The contract amount is \$67,119 per quarter. The Center owns 10.67% of Norfield Development Partners, LLC.

BLUE STAKES OF UTAH UTILITY NOTIFICATION CENTER, INC.
(A NON-PROFIT ORGANIZATION)
NOTES TO FINANCIAL STATEMENTS
AS OF JUNE 30, 2023 AND 2022

NOTE 13 - DISAGGREGATION OF REVENUE AND PERFORMANCE OBLIGATIONS

The Center considers performance obligations to be the rendering of services to its participants. When the services are rendered, the obligations have been satisfied and revenue is recognized at that point in time. Transaction prices and amounts are allocated to the per transaction price and amounts allocated to performance obligations as the services are rendered.

A disaggregation of revenues based on the performance obligations is displayed below:

<u>Performance obligations satisfied at a point in time</u>	<u>2023</u>	<u>2022</u>
Transmission fees	\$ 3,593,360	\$ 3,594,907
Total revenues	<u>\$ 3,593,360</u>	<u>\$ 3,594,907</u>
<u>Performance obligations satisfied over time</u>	<u>2023</u>	<u>2022</u>
Membership fees	\$ 40,550	\$ 39,400
Total revenues	<u>\$ 40,550</u>	<u>\$ 39,400</u>

NOTE 14 – CONTRACT BALANCES

The timing of revenue recognition, billings, and cash collections results in billed accounts receivable, unbilled receivables (contract assets), and deferred revenue (contract liabilities) on the Balance Sheets.

The beginning and ending contract balances were as follows:

	<u>2023</u>	<u>2022</u>
Receivables	\$ 550,057	\$ 527,336
Deferred revenue	\$ (40,300)	\$ (40,550)

NOTE 15 – PRIOR YEAR RESTATEMENT

The accrual of a bonus for the fiscal year ending June 30, 2022 caused expenses associated with payroll and retained earnings to be restated to correct the reported amount. The effect of the restatement on operations and financial position as of and for the year ended June 30, 2022 are as follows:

	<u>As Previously Reported</u>	<u>Restated</u>
Insurance	\$ 61,245	\$ 61,282
Operation staff wages	842,295	902,663
Payroll Taxes	162,682	168,372
Employee Benefits	518,653	520,464
Professional fees	65,397	65,778
Net income	483,093	414,806
Retained earnings	5,419,004	5,350,717
Accrued payroll liabilities	170,854	239,141


**BLUE STAKES OF UTAH UTILITY NOTIFICATION CENTER, INC.
(A NON-PROFIT ORGANIZATION)
NOTES TO FINANCIAL STATEMENTS
AS OF JUNE 30, 2023 AND 2022**

NOTE 16 - SUBSEQUENT EVENTS

No significant subsequent events have occurred since the date of the financial statements through September 21, 2023, which is the date the financial statements were available to be issued.




Celebrating 50 Years



and

← Co-Sponsors →



Registration Opens December 1, 2023

This informative FREE breakfast seminar is designed for everyone involved in preventing damage to buried utility lines. The purpose of the seminar will be to provide education on protecting underground facilities and promoting public safety during excavation.

MEETING AGENDA

- 7:30 am – 8:00 am Check-in, Displays, & Breakfast
- 8:00 am – 8:10 am Welcome
- 8:10 am – 8:30 am Pipeline Awareness
- 8:30 am – 8:50 am Locate Safety Awareness
- 8:50 am – 9:00 am Safety Enforcement Code Video
- 9:00 am – 9:50 am Blue Stakes of Utah 811
- 9:50 am – 10:10 am Prize Drawing & Vendor Displays



SAFETY IS IN YOUR HANDS.
EVERY DIG. EVERY TIME.

Contractors who attend a Blue Stakes of Utah 811 Damage Prevention Awareness Seminar are eligible to receive two continuing education credit hours in alternating years with verification of attendance toward their contractor licensing as required by the State of Utah’s Division of Occupational and Professional Licensing (DOPL) as follows:

- CONTRACTOR (2 core credit hours)
License Number ending with 5501, 5551
- PLUMBERS (2 professional credit hours)
License Number ending with 5508, 5509, 5510, 5518, 5519
- ELECTRICIANS (2 professional credit hours)
License Number ending with 5502, 5503, 5504, 5505, 5506

Drinking Water and Wastewater Professionals who attend a Damage Prevention Awareness Seminar are eligible to receive 0.2 CEU’s, with attendance verification.

2024 Damage Prevention Awareness Seminars

- January 4 (Thu) - Juab County Fairgrounds (Bldg. 14)**
400 W Center Street, Nephi City, Utah 84648
- January 10 (Wed) - Marriott Courtyard Hotel**
1294 S Interstate Drive, Cedar City, Utah 84720
- January 11 (Thu) - Hilton Garden Inn**
1731 S Convention Center Drive, St. George, Utah 84790
- January 16 & 17 (Tue/Wed) - SLCC Karen Miller Conference Ctr**
9750 S 300 W, Sandy, Utah 84070
- January 23 (Tue) - Park City Hospital (Blair Education Center)**
900 Round Valley Drive, Park City, Utah 84060
- January 24 (Wed) - Uintah Western Park Convention Center**
302 E 200 S, Vernal, Utah 84078
- January 25 (Thu) - Carbon County Fairgrounds**
310 S Fairgrounds Road, Price, Utah 84501
- January 30 (Tue) - The Riverwoods Conference Center**
615 S Riverwoods Parkway, Logan, Utah 84321
- Jan 31 & Feb 1 (Wed/Thu) - Boondocks**
525 S Deseret Drive, Kaysville, Utah 84037
- February 7 (Wed) - Blanding Arts & Events Center**
711 W 100 S, Blanding, Utah 84511
- February 8 (Thu) – Hoodoo Curio Collection by Hilton**
111 N 100 W, Moab, Utah 84532
- February 12 & 13 (Mon/Tue) - Utah Valley Convention Ctr**
220 W Center Street, Provo, Utah 84601
- February 14 (Wed) - Snow College Campus (Admin Building)**
800 W 200 S, Richfield, Utah 84701

Attendees who register and do not attend or cancel prior to the seminar may be charged a \$20.00 fee.



ANNUAL MEETING OF MEMBERS
September 28, 2023

Digging Dangers 33:

DIGGING DANGERS

VOL. 33
A TALE OF 4 CITIES

WELCOME



PAUL HARVEY
Chair
Blue Stakes of Utah 811

TODAY'S AGENDA

- Breakfast & Digging Dangers Video
- Welcome & Chair's Message
- Board Introductions
- Blue Stakes Scholarship
- Auditor's Report
- 2023-2024 FY Financial Report
- Center Activity Report
- Prize Drawing
- Questions & Answers
- Adjournment

CHAIR'S MESSAGE



PAUL HARVEY
Chair
Blue Stakes of Utah 811

BOARD OF DIRECTOR INTRODUCTIONS



NICK KRYGER
Vice Chair
Blue Stakes of Utah 811

BOARD OF DIRECTORS



PAUL HARVEY

Comcast

Officer – Chair

Classification Representation:
Cable Television / Broadband

Board Service:
Since January 2005 (18 Years)

7

BOARD OF DIRECTORS



NICK KRYGER

Salt Lake City Public Utilities

Officer – Vice Chair

Classification Representation:
City & Municipality Owned
Utilities

Board Service:
Since March 2018 (5 Years)

8

BOARD OF DIRECTORS



JEFF HANSEN

Dominion Energy Utah

Officer – Treasurer

Classification Representation:
Dominion Energy Utah

Board Service:
Since March 2018 (5 Years)

BOARD OF DIRECTORS



JILL JONES

Central Davis Sewer District

Officer – Secretary

Classification Representation:
Sewer Utilities

Board Service:
Since August 2017 (6 Years)

BOARD OF DIRECTORS



BLAIR PENROD

Verizon Business

Director

Classification Representation:
Long Distance Telephone
Carriers / Fiber Optics

Board Service:
Since September 2001 (22 Years)

BOARD OF DIRECTORS



BOB CHECKETTS

Kern River Gas Transmission

Director

Classification Representation:
Gas / Oil / Petroleum
Gathering & Transmission

Board Service:
Since July 2013 (10 Years)

BOARD OF DIRECTORS



MARK KUHN

Rocky Mountain Power

Director

Classification Representation:
Rocky Mountain Power

Board Service:
Since September 2021 (2 Years)

BOARD OF DIRECTORS



AARON LEACH

UTOPIA Fiber

Director

Classification Representation:
Local Telephone Carriers /
Fiber Optics

Board Service:
Since June 2022 (1 Year)

BOARD OF DIRECTORS



KIRK LARSON


Lumen Technologies

Director

Classification Representation:
Lumen Technologies

Board Service:
Since May 2022 (1 Year)

BOARD OF DIRECTORS



ROBERT RICHENS


Moon Lake Electric Association

Director

Classification Representation:
Power Utilities

Board Service:
Since March 2023 (new)

BOARD OF DIRECTORS



TROY TUCKER

Jordan Valley Water CD

Director

Classification Representation:
Water Utilities

Board Service:
Since June 2023 (new)

BOARD OF DIRECTORS



GLEN PERRY

COP Construction

Advisory Director

Classification Representation:
Construction

Board Service:
Since September 2021 (2 Years)

BLUE STAKES SCHOLARSHIP



JILL JONES
Secretary
Blue Stakes of Utah 811

BLUE STAKES OF UTAH 811 SCHOLARSHIP

Utah Valley University
\$6,000 Awarded
2023-2024 Recipients:



Jaeden Hansen

Marcus Chan



AUDITOR'S REPORT



RYAN R. CHILD
Child Richards
CPAs & Advisors

INDEPENDENT AUDITOR'S REPORT

CHILD RICHARDS
INDEPENDENT AUDITOR'S REPORT

To the Board of Directors of Blue Stakes of Utah 811:

We have audited the accompanying financial statements of Blue Stakes of Utah 811 (the "entity"), which comprise the balance sheet as of June 30, 2023, and the related statements of operations, cash flows, and net assets, and the related notes to the financial statements, which comprise the financial statements for the years ended June 30, 2023 and 2022, and the related notes to the financial statements, and the related notes to the financial statements.

In our opinion, the financial statements referred to above present fairly, in all material aspects, the financial position of Blue Stakes of Utah 811 as of June 30, 2023, and the changes in its financial position during the years ended June 30, 2023 and 2022, and the related notes to the financial statements, in accordance with the accounting principles generally accepted in the United States of America. Our responsibilities under these standards are further described in the Auditor's Responsibilities for the Audit of the Financial Statements section of our report.

The Blue Stakes of Utah 811 Board of Directors and management are responsible for the preparation and presentation of the financial statements in accordance with accounting principles generally accepted in the United States of America, for the design, implementation, and maintenance of internal controls that are reasonable to prevent or detect material misstatements due to error or fraud, and for the fair presentation of the financial statements and related notes. We are not responsible for updating or revising the financial statements for events or circumstances that occur after the date of our audit. Our responsibility is to express an opinion on the financial statements based on our audit of the information presented.

Our audit was conducted in accordance with auditing standards generally accepted in the United States of America. We are not a certified public accountant in the State of Utah. Our audit was performed in accordance with the standards of the American Institute of Certified Public Accountants (AICPA) and the standards of the International Board of Standards and Practices for Certified Public Accountants (IBCFPA). We are not responsible for updating or revising the financial statements for events or circumstances that occur after the date of our audit. Our responsibility is to express an opinion on the financial statements based on our audit of the information presented.

We are not a certified public accountant in the State of Utah. Our audit was performed in accordance with the standards of the American Institute of Certified Public Accountants (AICPA) and the standards of the International Board of Standards and Practices for Certified Public Accountants (IBCFPA). We are not responsible for updating or revising the financial statements for events or circumstances that occur after the date of our audit. Our responsibility is to express an opinion on the financial statements based on our audit of the information presented.

Synopsis: In order to accompany our audit, we have reviewed the following information:

- The entity's professional judgment and certain professional judgments throughout the audit.
- Identify and assess the risks of material misstatement of the financial statements, whether due to fraud or error. This includes understanding the entity and its environment, including the industry, the entity's internal controls, and other factors.
- Obtain an understanding of internal control relevant to the audit in order to design audit procedures that are appropriate in the circumstances. This includes the identification and assessment of risks of material misstatement, whether due to fraud or error.
- Assess the effectiveness of internal control relevant to the audit in order to design audit procedures that are appropriate in the circumstances. This includes the identification and assessment of risks of material misstatement, whether due to fraud or error.
- Evaluate the appropriateness of accounting estimates used and the measurement of their measurement uncertainty.

We reported our conclusions with those charged with governance, including other matters, that we considered necessary for a complete understanding of the audit.

Call: 801.554.6100
Ryan R. Child
September 21, 2023

BLUE STAKES OF UTAH UTILITY NOTIFICATION CENTER, INC.
(A NON-PROFIT ORGANIZATION)
BALANCE SHEETS
AS OF JUNE 30, 2023 AND 2022

ASSETS		June 30, 2023	June 30, 2022 (as restated)
CURRENT ASSETS			
Cash and cash equivalents	\$	514,230	\$ 1,649,812
Investment		1,963,099	2,624,234
Account receivable - members		89,667	67,246
Prepaids		51,761	51,485
TOTAL CURRENT ASSETS		2,598,757	4,392,777
FIXED ASSETS			
Land		211,731	211,731
Equipment		612,096	614,891
Building		484,839	484,839
Lease accumulated depreciation		(313,630)	(738,260)
TOTAL FIXED ASSETS		1,075,036	1,573,101
OTHER ASSETS			
Investment - loans plus (restored)		146,862	194,479
Northfield Development Partners, LLC		426,038	426,038
TOTAL OTHER ASSETS		572,900	620,517
TOTAL ASSETS		\$ 3,246,693	\$ 6,606,395
LIABILITIES AND MEMBERS' EQUITY			
CURRENT LIABILITIES			
Accrued payroll liabilities (note 15)	\$	77,982	\$ 239,143
Account payable		11,977	14,066
Deferred revenue		49,300	49,559
TOTAL CURRENT LIABILITIES		139,259	302,768
LONG-TERM LIABILITIES			
Compensated absences		99,071	89,014
Lease payable		148,662	165,879
TOTAL LONG-TERM LIABILITIES		247,733	254,893
TOTAL LIABILITIES		387,000	557,661
MEMBERS' EQUITY			
Retained earnings		2,859,693	6,048,734
TOTAL MEMBERS' EQUITY		2,859,693	6,048,734
TOTAL LIABILITIES AND MEMBERS' EQUITY		\$ 3,246,693	\$ 6,606,395

See accompanying notes to financial statements.

BLUE STAKES OF UTAH UTILITY NOTIFICATION CENTER, INC.
(A NON-PROFIT ORGANIZATION)
STATEMENTS OF INCOME AND RETAINED EARNINGS
FOR THE YEARS ENDED JUNE 30, 2023 AND 2022

	June 30, 2023	June 30, 2022 (as restated)
INCOME		
Membership fees	\$ 3,893,340	\$ 3,894,987
	92,810	39,300
TOTAL INCOME	3,986,150	3,934,287
OPERATING EXPENSES		
Advertising expense	352,817	186,479
Automobile expenses	14,751	24,469
Communications	79,796	99,224
Depreciation	22,747	25,351
Insurance (note 15)	62,443	63,292
Lease expense		7,480
Office expense	133,797	85,293
Management staff wages	897,881	818,144
Operation staff wages (note 15)	989,465	982,640
Payroll taxes (note 15)	171,191	166,673
Employee benefits (note 15)	526,646	725,844
Contracted services	164,446	76,424
Property tax	8,116	18,108
Professional fees (note 15)	63,748	60,778
Service and maintenance	397,560	318,144
Travel/training	18,460	18,287
Utilities	7,488	7,881
Miscellaneous expense	11,239	10,889
TOTAL OPERATING EXPENSES	3,396,166	3,217,461
NET OPERATING INCOME (LOSS)	589,984	716,826
OTHER INCOME (EXPENSES)		
Unrealized gains (losses) on investments	36,812	(182,540)
TOTAL OTHER INCOME (EXPENSES)	36,812	(182,540)
NET INCOME (LOSS)	626,796	534,286
BEGINNING RETAINED EARNINGS	6,885,717	6,885,717
ENDING RETAINED EARNINGS (note 15)	\$ 7,512,513	\$ 7,420,003

See accompanying notes to financial statements.

BLUE STAKES OF UTAH UTILITY NOTIFICATION CENTER, INC.
(A NON-PROFIT ORGANIZATION)
STATEMENTS OF CASH FLOWS
FOR THE YEARS ENDED JUNE 30, 2023 AND 2022

	June 30, 2023	June 30, 2022 (as restated)
CASH FLOWS FROM OPERATIONS		
Net operating income (loss)	\$ 246,359	\$ 216,484
Adjustments to reconcile net income to net cash provided by operating activities		
Depreciation	22,747	26,201
(Increase) decrease in:		
Accounts receivable - members	(21,720)	49,100
Prepaid	1,721	14,224
Increase (decrease) in:		
Deferred revenue	(280)	1,100
Component expenses	14,688	(23,287)
Accrued liability - bonus plan	(8,848)	(21,996)
Accrued payroll liabilities	(162,899)	169,987
Accounts payable	(1,189)	(85)
Net cash provided (used) by operating activities	84,796	476,883
CASH FLOWS FROM INVESTING ACTIVITIES		
Purchase of investments	(1,206,880)	(60,319)
Purchase of fixed assets	—	(21,572)
Net cash provided (used) by investing activities	(1,206,880)	(81,891)
Net increase (decrease) in cash	(1,122,084)	436,307
CASH AND CASH EQUIVALENTS, BEGINNING	1,659,212	1,659,212
CASH AND CASH EQUIVALENTS, ENDING	\$ 537,128	\$ 1,659,212
SUPPLEMENTAL DISCLOSURES:		
Non-cash investing activities		
Unrealized gain (loss)	\$ 28,219	\$ (161,848)
	\$ 28,219	\$ (161,848)

See accompanying notes to financial statements.
5

2023-2024 FISCAL YEAR FINANCIAL REPORT



JEFF HANSEN
Treasurer
Blue Stakes of Utah 811

BLUE STAKES OF UTAH 811 2023-2024 FISCAL YEAR BUDGET

Income	\$4,045,416
Expenses	
Advertising	\$ 270,000
Automobile Expense	\$ 42,600
Communications	\$ 104,680
Insurance	\$ 35,200
Office Expense	\$ 97,705
Building Expense	\$ 33,820
Payroll Expense	\$2,827,052
Property Tax Expense	\$ 11,500
Professional Fees	\$ 73,500
Service Agreements	\$ 443,665
Travel & Training	\$ 54,800
Capital	\$ 50,000
Total Expenses	\$4,044,552
Retained Earnings (without Free Month)	\$ 894
Potential Free Month	-\$ 250,000
Retained Earnings (with Free Month)	-\$ 249,106

ADVERTISING - \$270,000

- Promotional Handouts
- Damage Prevention Awareness Seminars
- Home Shows & Industry Conferences
- Media Advertisement
 - TV & Digital
 - Social Media
 - Billboards & Banners
 - Videos/Infographics
 - 50 Year Anniversary

COMMUNICATIONS - \$104,680

- Telephone Services
- Home Agents
- Internet Providers
- Cell Phones
- SMS Text Service

BUILDING EXPENSE - \$33,820

- Utilities
- Building & Ground Maintenance

PAYROLL EXPENSES - \$2,827,052

- Executive Management Staff
- Midlevel Management Staff
- Agent Staff
- Temporary Employees

Includes:
Salaries, Wages, Overtime, Retirement, Bonuses, Employee Benefits (Health, Dental, etc.), Taxes, Overhead, Burdens, and Hiring Expenses

PROFESSIONAL FEES - \$73,500

- Accounting Fees
- Audit Fees
- Legal Fees
- PEO Administration Fees
 - Payroll, HR, Employee Benefits, etc.
- Language Interpretation Service
- Compensation Review
- Performance Management Service

SERVICE AGREEMENTS - \$443,665

- Telephone & Call Recording System
- Ticket Entry Operating System
- Hosted Newtin Servers
- Online Services & Storage
- BILL Online AR/AP
- Software and Security Services
- Mapping – AGRC
- Consulting Services
- Copier

TRAVEL & TRAINING - \$54,800

- Seminar Expenses
 - CGA & GES Conferences
 - Norfield & FNCA Meetings
 - 811 Collaboration Events
- Meeting Expenses
 - Annual Meeting of Members
 - Board Meetings
 - Employee Meetings
- Training Expenses
 - Supervisor & Technical Training
 - Software & Online Training

CAPITAL EXPENSE - \$50,000

- Newtin Operating System Enhancements
- Integrations between Phone System and Operating System
- Integrations between Mapping and Operating System

CENTER ACTIVITY REPORT



PAUL HUNTSMAN

President
Blue Stakes of Utah 811

811 CENTER PERSONNEL EXECUTIVE MANAGEMENT



**JEANETTE
DIETRICH**
Director –
Notification
Center
Operations



**LAURA
RAVEN**
Director –
Human
Resources and
Administrative
Operations



**DAVID
BELL**
Director –
Information
Technology
Operations



**SPENCE
FELSTED**
Manager –
Public
Awareness
and
Education

811 CENTER PERSONNEL ADMINISTRATION & IT STAFF



CHARLEY GRABLE
Member Services Coordinator



RUSS STACEY
Administrative Specialist



MARY FERRIN
IT Specialist



GAVIN MAYNARD
IT Specialist

811 CENTER PERSONNEL NOTIFICATION CENTER STAFF



JODI JENSEN
Team Coordinator



KORY BOUWHUIS
Team Coordinator



KELSEA SILLITOE
Team Coordinator



STEPHANIE BROWN
Education Coordinator

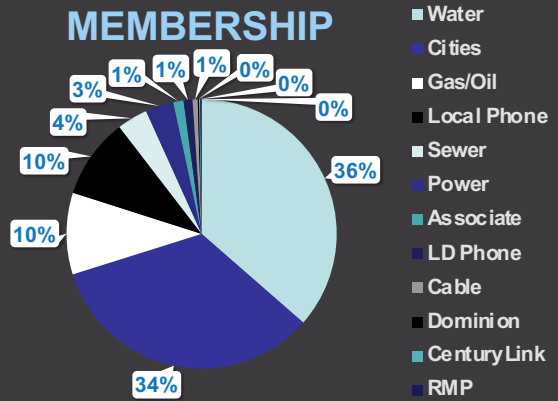
NOTIFICATION CENTER TEAM: Currently 19 Locate Specialists/Trainees

ASSOCIATION MEMBERSHIP

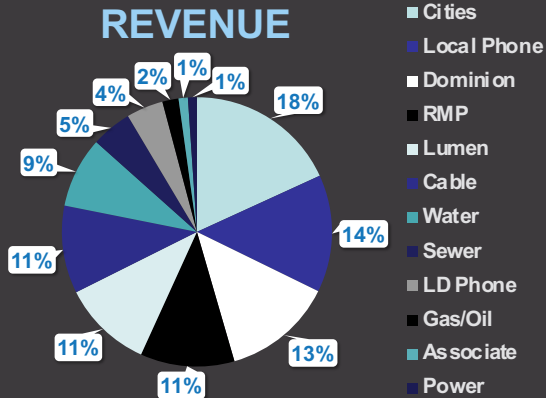
642

Currently Active and Participating Members

MEMBERSHIP



REVENUE

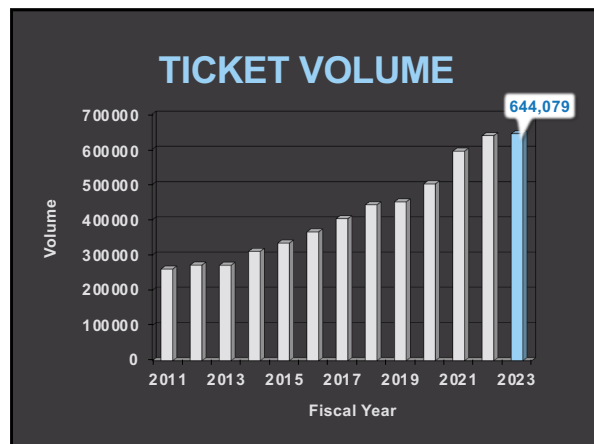




BLUE STAKES OF UTAH 811

MISSION STATEMENT

“Our mission is to promote public safety, protect underground facilities, and minimize service interruptions by processing locate requests and providing damage prevention education. We accomplish this as the communications link between excavators and facility owners as the statewide one-call center in providing efficient and cost effective customer service.”

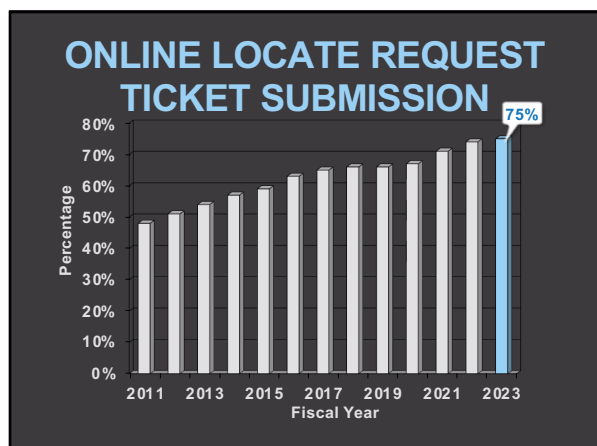


CENTER RECORDS

- Most Locate Requests in a Day
 - Top 6 occurred in 2023
 - 16 out of Top 25 occurred in 2023
- Most Locate Requests in a Month
 - 3 out of Top 4 occurred in 2023
 - Average of over 66,000 per month
- Most Locate Requests in a Fiscal Year
 - 644,079 processed (Jul 2022 - Jun 2023)
- Most Web Locate Requests in a FY
 - 75.55% of total requests


CUSTOMER SERVICE PERFORMANCE LEVELS

- Abandoned Percentage
- Average Speed of Answer (ASA)
- Percentage of Calls Answered Within 40 Seconds




EDUCATIONAL OUTREACH

- DAMAGE PREVENTION AWARENESS SEMINARS
 - 16 In-Person Seminars
 - 2,108 Attendees
 - 879 companies represented
 - 36% first time attendees
 - 405 DOPL CEU's
 - 273 Drinking Water CEU's
 - 167 Wastewater CEU's
- PRESENTATIONS/TRAINING
 - 25 In-Person Presentations & Training Meetings
 - 1,169 Attendees
- DISPLAY BOOTH – INDUSTRY CONFERENCES
 - 26 Conferences/Events



Registration Opens December 1, 2023

This information FREE breakfast seminar or luncheon for excavators, hand-dig or powerline diggers. The seminar will be to provide education on protecting underground facilities and providing public safety during excavation.

Co-Sponsors: UPA, Utah 811, Utah Excavators Association, Utah Contractors Association, Utah Professional Engineers, Utah Professional Landscapers, Utah Professional Surveyors, Utah Professional Geologists, Utah Professional Geographers, Utah Professional Environmental Scientists, Utah Professional Environmental Engineers, Utah Professional Environmental Planners, Utah Professional Environmental Scientists, Utah Professional Environmental Engineers, Utah Professional Environmental Planners, Utah Professional Environmental Scientists, Utah Professional Environmental Engineers, Utah Professional Environmental Planners.

Contractors who attend a Blue Stakes of Utah 811 Damage Prevention Assessment Seminar are eligible to receive free continuing education credit hours in attending given with verification of attendance toward their contractor licensing as required by the State of Utah. Contact the Utah Division of Occupational and Professional Licensing (DOL) for details.

CONTRACTOR (2.00 credit hours)
Landscape Irrigation with 811, 2023
PLUMBING (2.00 professional credit hours)
Landscape Irrigation with 811, 2023
2023, 2024, 2025
ELECTRICIAN (2.00 professional credit hours)
Landscape Irrigation with 811, 2023, 2024, 2025, 2026

Dining Water and Wine/Wine
Professional who attend a Damage Prevention Seminar are eligible to receive 0.2 CEUs, with attendance verification.

2024 Damage Prevention Awareness Seminars

January 4 (Thu) - Juab County Fairgrounds (Bldg. 14)
405 W. Center Street, Nephi City, Utah 84648
January 10 (Wed) - Marriott Courtyard Hotel
1294 S Interstate Drive, Cedar City, Utah 84720
January 11 (Thu) - Hilton Garden Inn
1715 S Convention Center Drive, St. George, Utah 84790
January 16 & 17 (Tue/Wed) - SLCC Karen Miller Conference Ctr
9705 S 200 W, Stansel, Utah 84072
January 22 (Tue) - Park City Hospital (Blair Education Center)
300 Round Valley Drive, Park City, Utah 84303
January 24 (Wed) - Uinta Western Park Convention Center
302 S 200 S, Vernal, Utah 84077
January 28 (Thu) - Carbon County Fairgrounds
310 S Fairgrounds Road, Prow, Utah 84501
January 30 (Tue) - The Riverwoods Conference Center
815 S Riverwoods Parkway, Logan, Utah 84321
Jan 31 & Feb 1 (Wed/Thu) - Biondocks
525 S Diamond Drive, Kayville, Utah 84037
February 7 (Wed) - Blanding Arts & Events Center
711 W 100 S, Blanding, Utah 84511
February 8 (Thu) - Hoodoo Carlo Collection by Hilton
111 N 100 W, Moab, Utah 84053
February 12 & 13 (Mon/Tue) - Uinta Valley Convention Ctr
220 W Center Street, Prow, Utah 84501
February 14 (Wed) - Snow College Campus (Admin Building)
800 W 200 S, Pottsville, Utah 84701

Attendees who register and do not attend or cannot prior to the seminar may be charged a \$20.00 fee.

MEDIA & ADVERTISING

- Banners
- Billboards
- PSA Radio
- Golf Events
- Social Media
- Truck Wrapping
- KSL TV & Digital Media
- Safe Digging Partner Stickers





PROMOTIONAL ITEMS



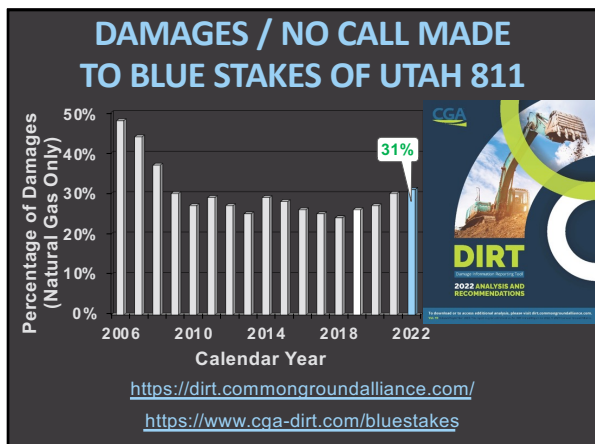
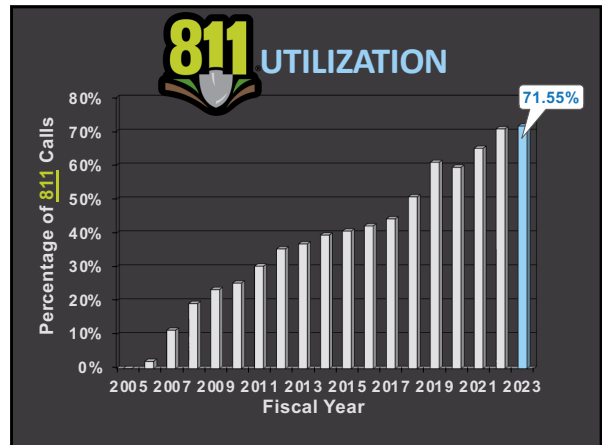
Excavation SAFETY

CGA BEST

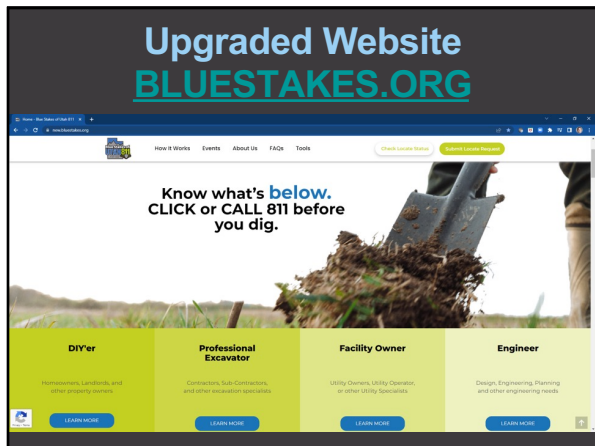
EXCAVATORS' GUIDE

UNIFORM COLOR CODE

811 CALL BEFORE YOU DIG



- ## CENTER ACHIEVEMENTS
- Maintained great service levels while processing record breaking volumes
 - Implemented Ticket Update Reduction Plan
 - Upgraded Public Website
 - Upgraded Center Mapping System
 - Improved virtual training resources
 - Grew Electronic Positive Response usage
 - Increased Education & Awareness



- ### 2023-2024 FISCAL YEAR AREAS OF EMPHASIS
- Maintain Exceptional Customer Satisfaction and Service Levels
 - Maintain High Level of Employee Engagement
 - Implement new Norfield CENTER LOGiX
 - Implement additional phone system features for improved internal processes and quality
 - Integrations with Newtin and Phone Systems
 - Integrations with Newtin and Mapping Systems
 - Additional security/cyber security measures

